

South East

Introduction

The South East region encompasses 19 county and unitary authorities and 55 districts, in an arc around London from Thanet in the east to the New Forest in the south-west, and to Aylesbury Vale and Milton Keynes in the north-west. It covers just over 19,000 km². It has the largest population of any English region at 8.4 million people, accounting for 16 per cent of the population of England. It has no single dominant urban centre, but significant urban areas include Brighton and Hove, Oxford, Guildford, Milton Keynes, Portsmouth, Reading and Southampton.

Higher education provision

Apart from the Open University there are 16 higher education institutions (HEIs) in the South East: all of these are universities and one is a directly HEFCE-funded school of the University of London. Four HEIs that are not based in the South East have campuses in the region: Cranfield University, University of Greenwich, Imperial College London and Thames Valley University. The headquarters of the Open University is in the region (in Milton Keynes), but apart from its student numbers we have excluded it from these regional data. Students studying at the Open University via distance learning have been included in the region of their home domicile, and those not recorded as distance learners have been returned in the South East. There is also one privately funded university in the region, the University of Buckingham; data for this institution are not included in this publication. In addition there are 46 further education colleges (FECs) teaching recognised courses of higher education.

In total, there are 272,150 full person equivalent students studying on higher education courses (equating to 202,440 full-time equivalents). Of these, 221,730 students are taught at HEIs in the region. The HEIs range in size from the University of Southampton with 23,600 students, to the University of Chichester with 4,745 students. There are also 12,895 students taught at FECs in the region, and 35,780 students who are domiciled in the region and are studying via distance learning.

Student profile

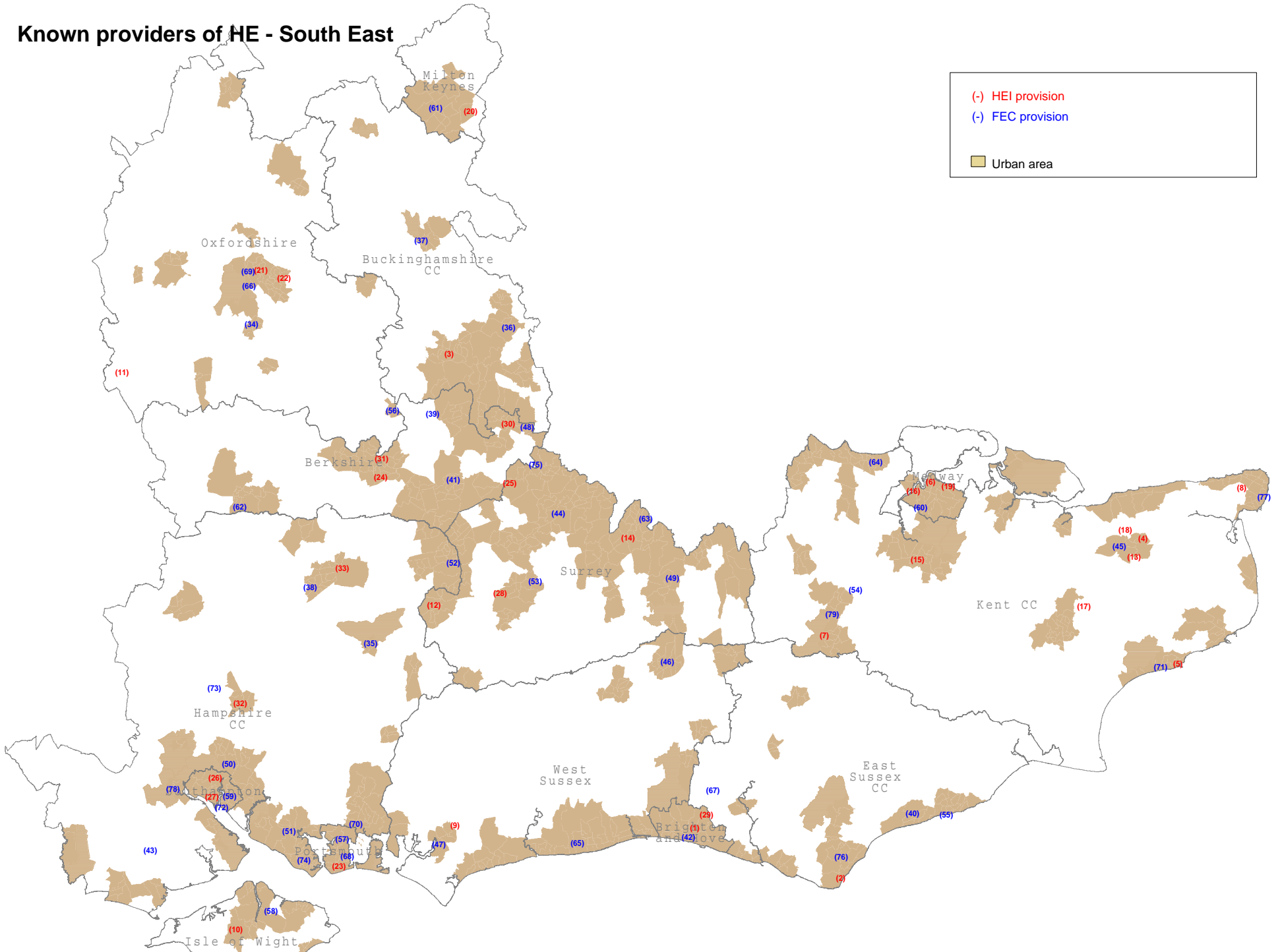
Thirty-eight per cent of young, full-time, first degree, HEI-taught students domiciled in the South East remain in the region to study; this falls below the England average of 44 per cent. There is a net outflow of such students from the region, that is to say more students leave the South East to study at HEIs in other English regions than enter the region to study.

Resources of higher education institutions

The total income of higher education institutions in the region was £2,705 million in 2007-08 (this does not include the Open University's income of £401 million). Of this, 59 per cent came from funding council grants and tuition fees, 18 per cent from research grants and contracts and 22 per cent from other income.

HEFCE recurrent funding allocated to HEIs in the South East totalled £832 million in 2009-10 (this does not include funding of £194 million awarded to the Open University). Of this, 65 per cent was for teaching funding, 31 per cent for research, 2 per cent for business and community engagement, and 1 per cent for moderation funding. More than 60 per cent of the region's funding for research was allocated to two HEIs.

Known providers of HE - South East



(-) HEI provision
 (-) FEC provision
 Urban area

Mapping derived from 2001 Census, Output Area Boundaries (Crown copyright 2003)
 Rural/urban definition available from ONS (Crown copyright)
 Information on HEI campuses is taken from the HESA 2007-08 campus information collection
 FEC campus is location of majority of HE provision, and may differ from main location of FE provision

Known providers of HE - South East

1 ▲	University of Brighton	22 ▲	Oxford Brookes University	51 +◆	Fareham College
2 ■	University of Brighton, Eastbourne campus	23 ▲	University of Portsmouth	52 +◆	Farnborough College of Technology
3 ▲	Buckinghamshire New University	24 ▲	University of Reading	53 +X◆	Guildford College of Further and Higher Education
4 ▲	Canterbury Christ Church University	25 ▲	Royal Holloway, University of London	54 X	Hadlow College
5 ■	Canterbury Christ Church University, Folkestone campus	26 ▲	University of Southampton	55 +X	Hastings College of Arts and Technology
6 ■	Canterbury Christ Church University, Medway campus	27 ▲	Southampton Solent University: ▲ Main campus	56 X	The Henley College
7 ■	Canterbury Christ Church University, Salomons campus	28 ▲	Warsash campus	57 +◆	Highbury College, Portsmouth
8 ■	Canterbury Christ Church University, Broadstairs campus	29 ▲	University of Surrey	58 X	The Isle of Wight College
9 ▲	University of Chichester	30 ■	University of Sussex	59 X	Itchen College
10 ■	University of Chichester, Isle of Wight College	31 ■	Thames Valley University, Slough campus	60 X	Mid-Kent College of Higher and Further Education
11 ■	Cranfield University, Shrivenham	32 ■	Thames Valley University, Reading campus	61 +X	Milton Keynes College
12 ▲	University for the Creative Arts	33 ▲	University of Winchester	62 +X◆	Newbury College
13 ■	University for the Creative Arts, Canterbury	34 +X	University of Winchester, Chute House	63 +X◆	North East Surrey College of Technology
14 ■	University for the Creative Arts, Epsom	35 X	Abingdon and Witney College	64 +X◆	North West Kent College of Technology
15	University for the Creative Arts: ■ Maidstone ■ Rochester	36 X	Alton College	65 +◆	Northbrook College, Sussex
16 ■	University of Greenwich, Medway campus	37 +X	Amersham and Wycombe College	66 +X◆	Oxford and Cherwell Valley College
17 ■	Imperial College London, Wye campus	38 +X◆	Aylesbury College	67 X	Plumpton College
18 ▲	University of Kent	39 +X	Basingstoke College of Technology	68 X	Portsmouth College
19 ■	University of Kent, Medway	40 X	The Berkshire College of Agriculture	69 +◆	Ruskin College
20 ▲	Open University	41 +X	Bexhill College	70 +X◆	South Downs College
21 ▲	University of Oxford	42 +X	Bracknell and Wokingham College	71 X	South Kent College
		43 X	City College Brighton and Hove	72 +X◆	Southampton City College
		44 +X◆	Brockenhurst College	73 +◆	Sparsholt College, Hampshire
		45 X	Brooklands College	74 X	St Vincent College
		46 +◆	44 +X◆ Brooklands College	75 X	Strode's College
		47 +X◆	45 X Canterbury College	76 X	Sussex Downs College
		48 X	46 +◆ Central Sussex College	77 X	Thanet College
		49 +	47 +X◆ Chichester College	78 +X◆	Totton College
		50 +X◆	48 X East Berkshire College	79 +X◆	West Kent College
			49 + East Surrey College		
			50 +X◆ Eastleigh College		

Legend

- ▲ HEI main campus
- HEI non-main campus

- X FEC provision registered at an HEI
- + FEC provision registered at an FEC
- ◆ FEC funded by HEFCE in 2010-11

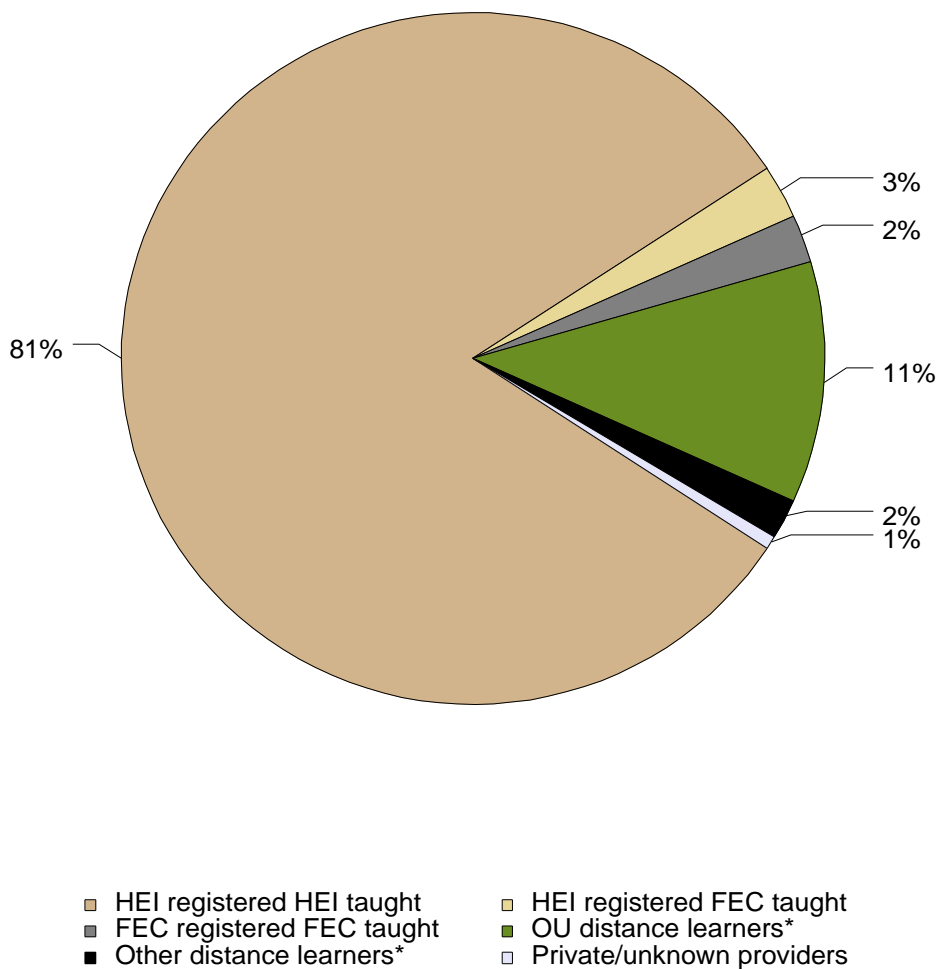
This page is intentionally blank.

HE students taught at South East institutions

2005-06 to 2007-08

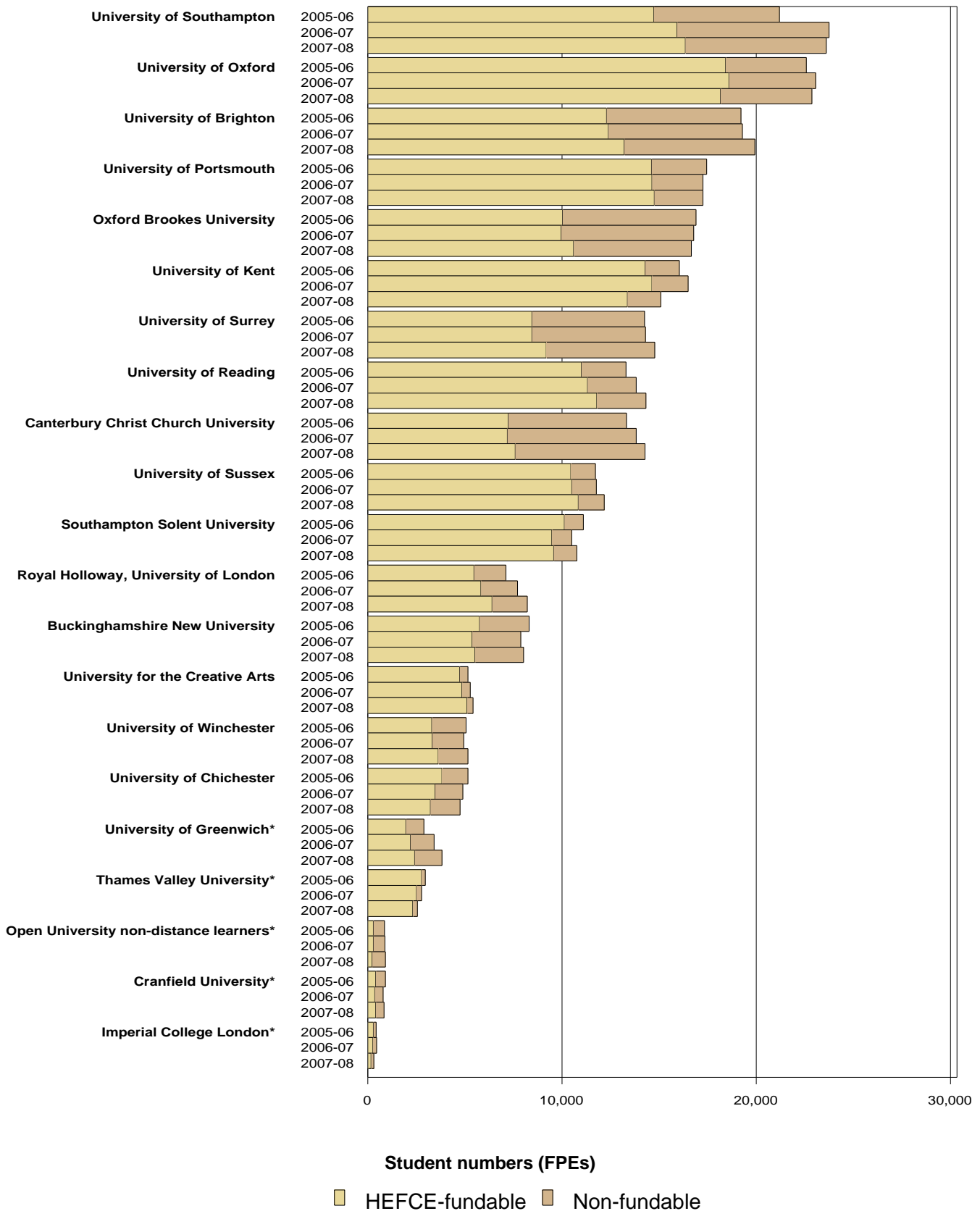
	FPEs:			FTEs:		
	2005-06	2006-07	2007-08	2005-06	2006-07	2007-08
HEI registered HEI taught:	215,915	219,830	221,730	172,940	175,900	178,640
HEI registered FEC taught:	7,015	6,790	6,840	5,335	5,210	5,330
FEC registered FEC taught:	6,300	6,325	6,055	5,235	5,310	4,725
OU distance learners*:	29,285	29,990	30,740	10,905	11,020	10,885
Other distance learners*:	4,900	5,195	5,040	1,840	1,765	1,780
Private/unknown provider:	1,430	1,610	1,745	995	1,055	1,075
Total:	264,845	269,740	272,150	197,250	200,260	202,440

Profile of students' study methods in the South East (based on student FPEs)



* Learners domiciled in region

HE students taught at HEIs in the South East 2005-06 to 2007-08 (OU and distance learners excluded)

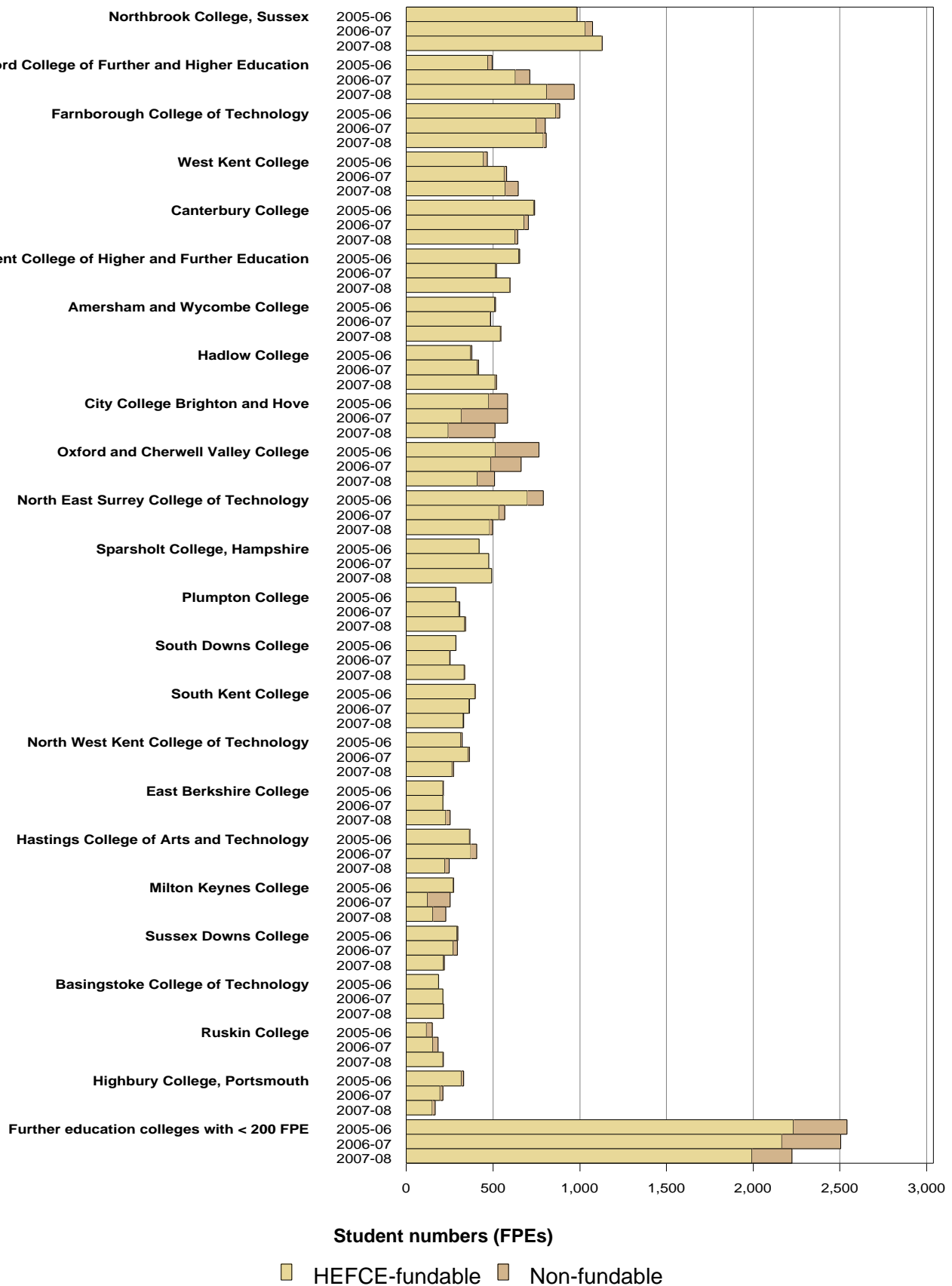


* Institution has additional campus in this region. Please refer to Annex A

HE students taught at FECs in the South East

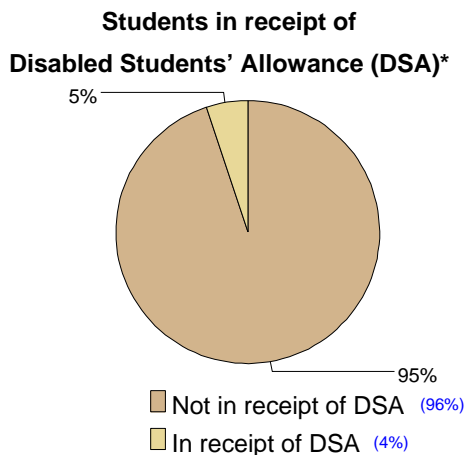
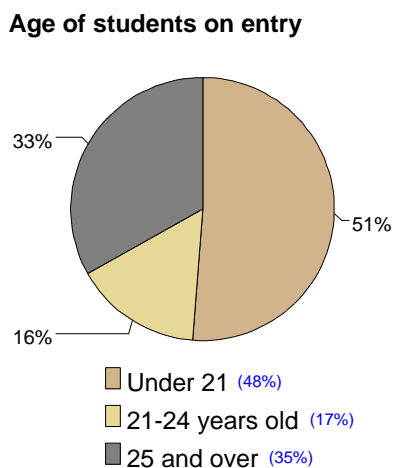
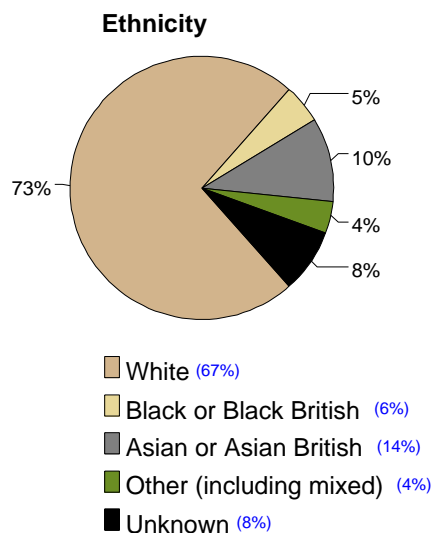
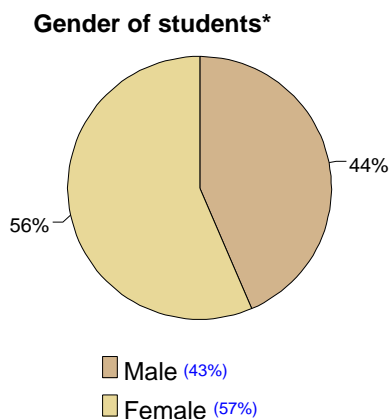
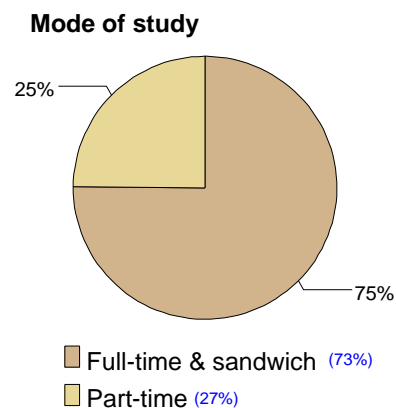
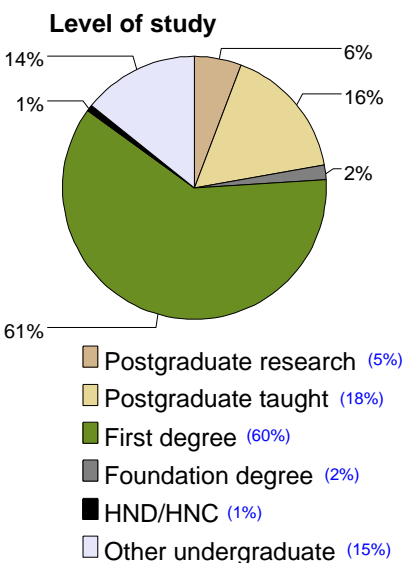
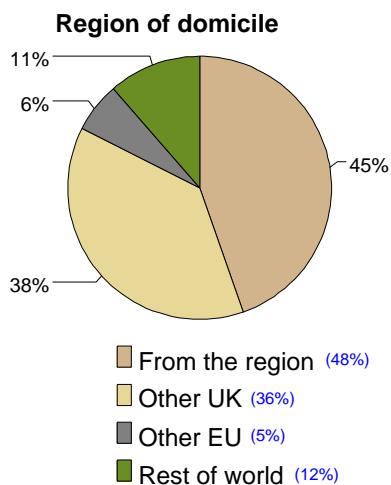
2005-06 to 2007-08

Higher education student numbers for further education colleges with more than 200 FPE
2005-06 to 2007-08



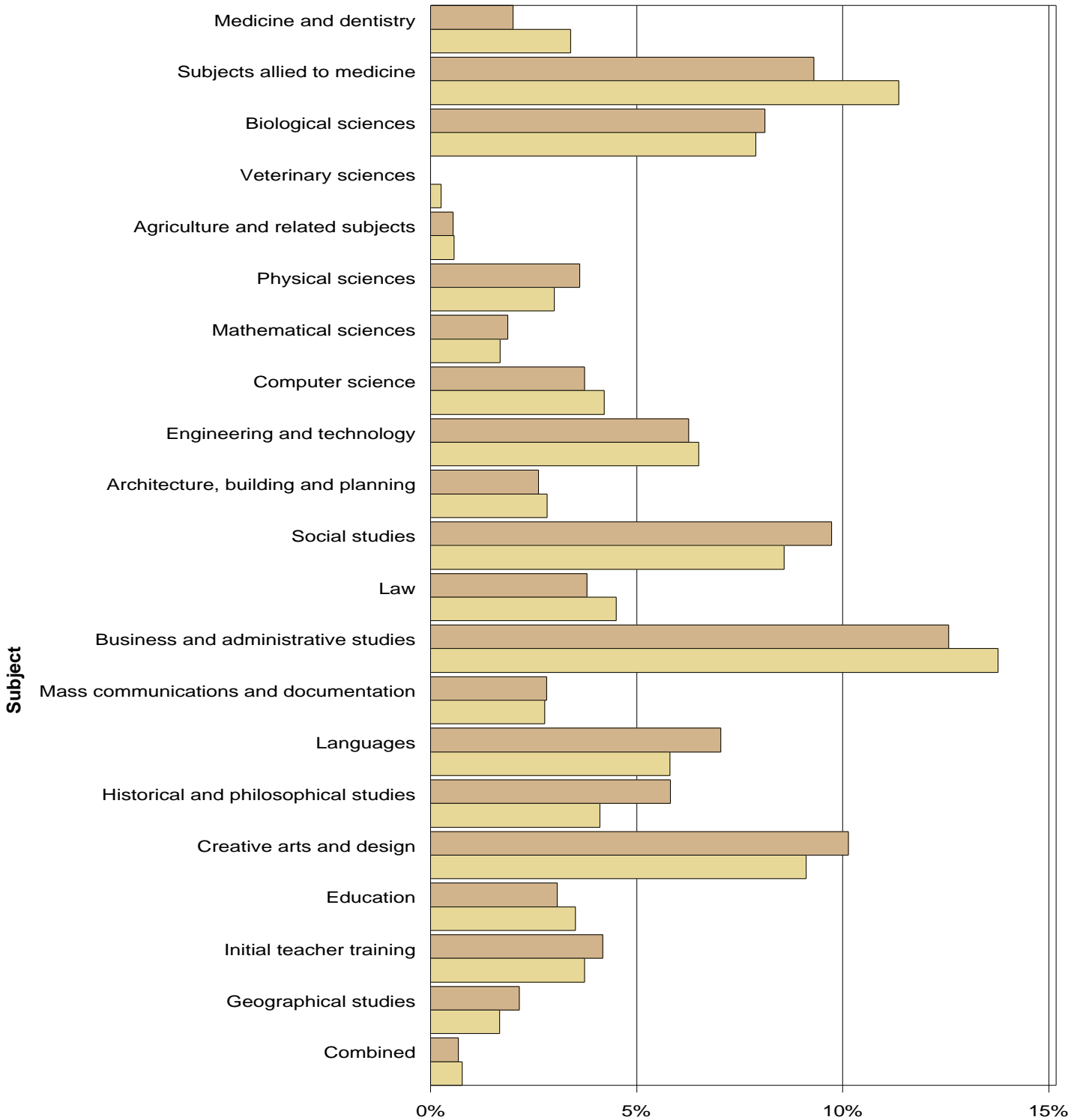
HE students taught at South East HEIs 2007-08: characteristics (OU and distance learners excluded)

Based on student FPEs (percentage in brackets represents average for England)



* Please refer to Annex A

HE students taught at South East HEIs: subject 2007-08 (OU and distance learners excluded)

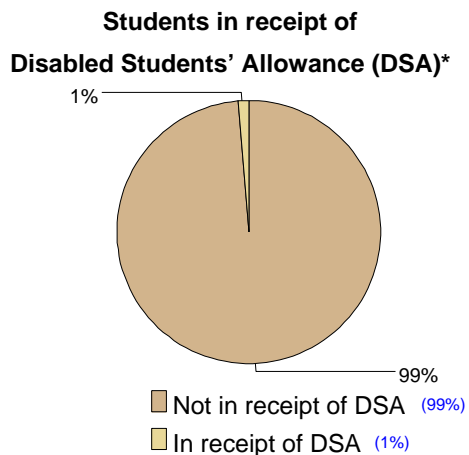
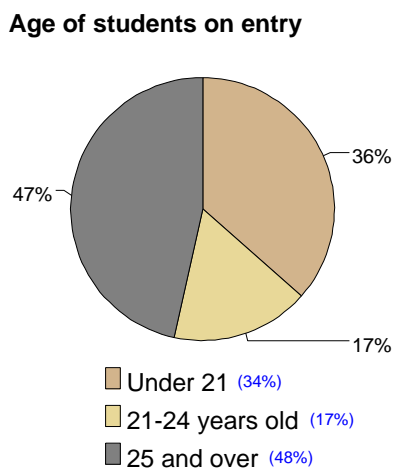
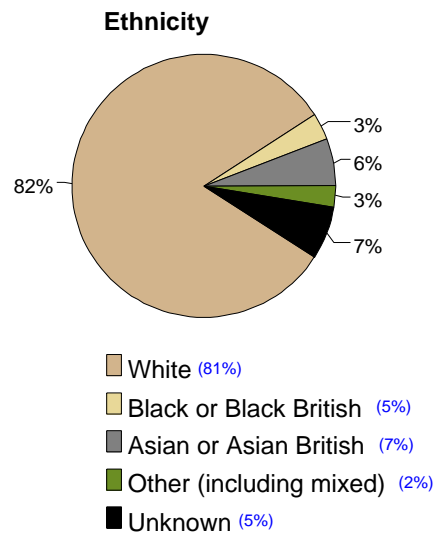
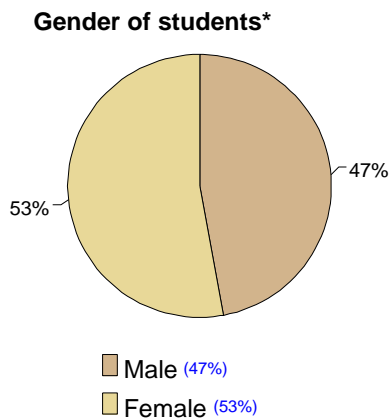
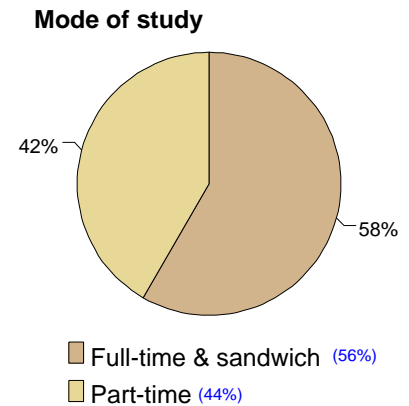
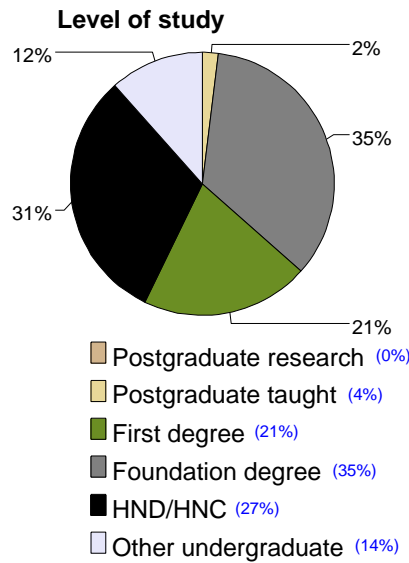
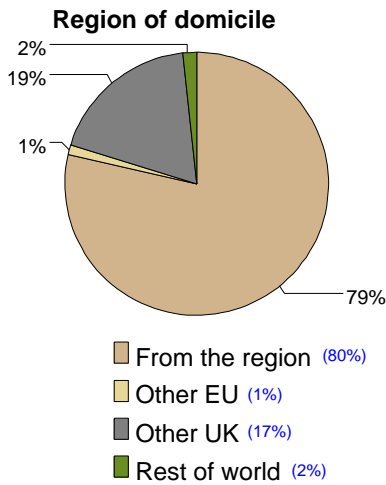


Percentage of HE students (FTEs)

South East England

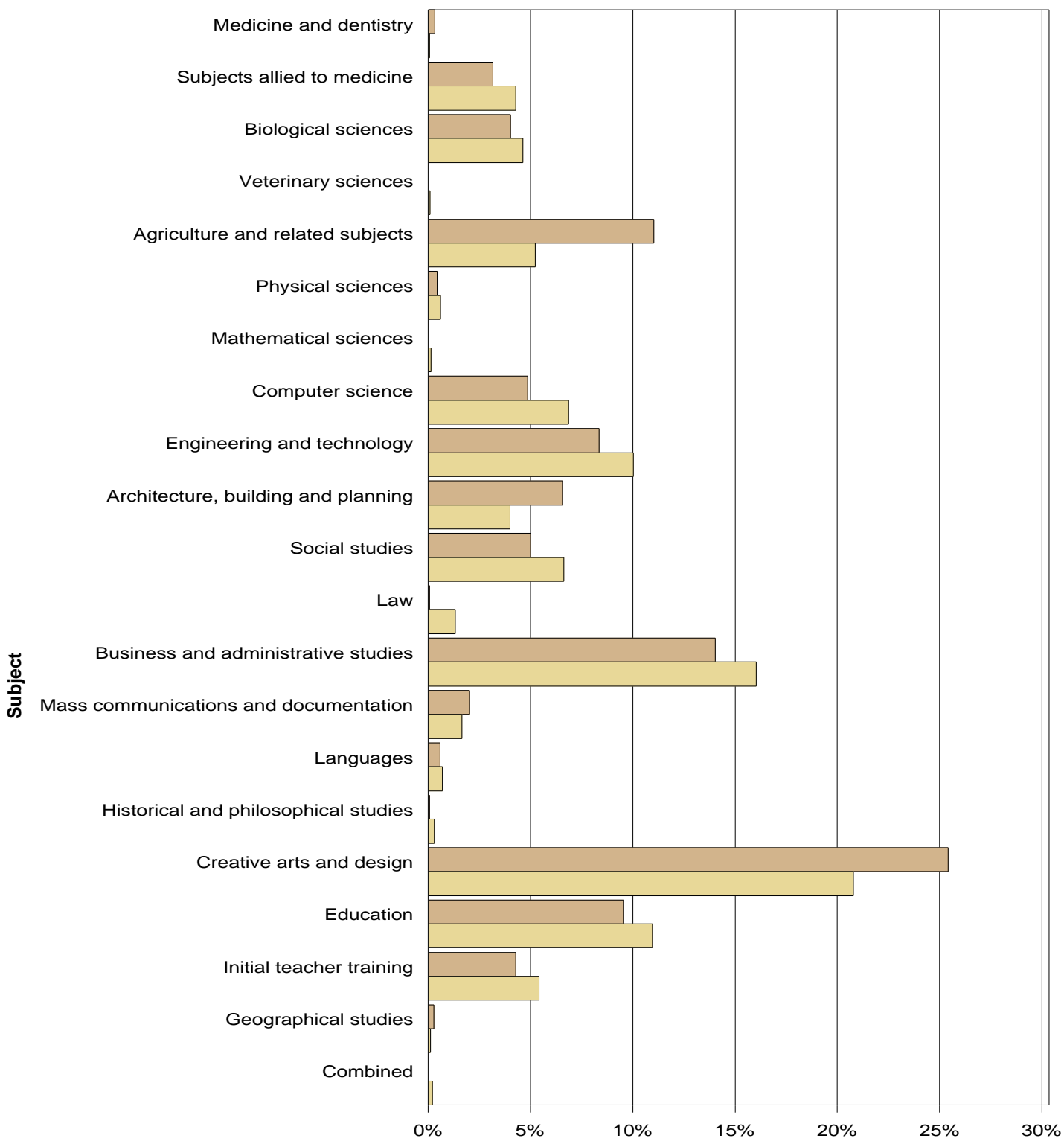
HE students taught at South East FECs 2007-08: characteristics

Based on student FPEs (percentage in brackets represents average for England)



* Please refer to Annex A

HE students taught at South East FECs: subject 2007-08

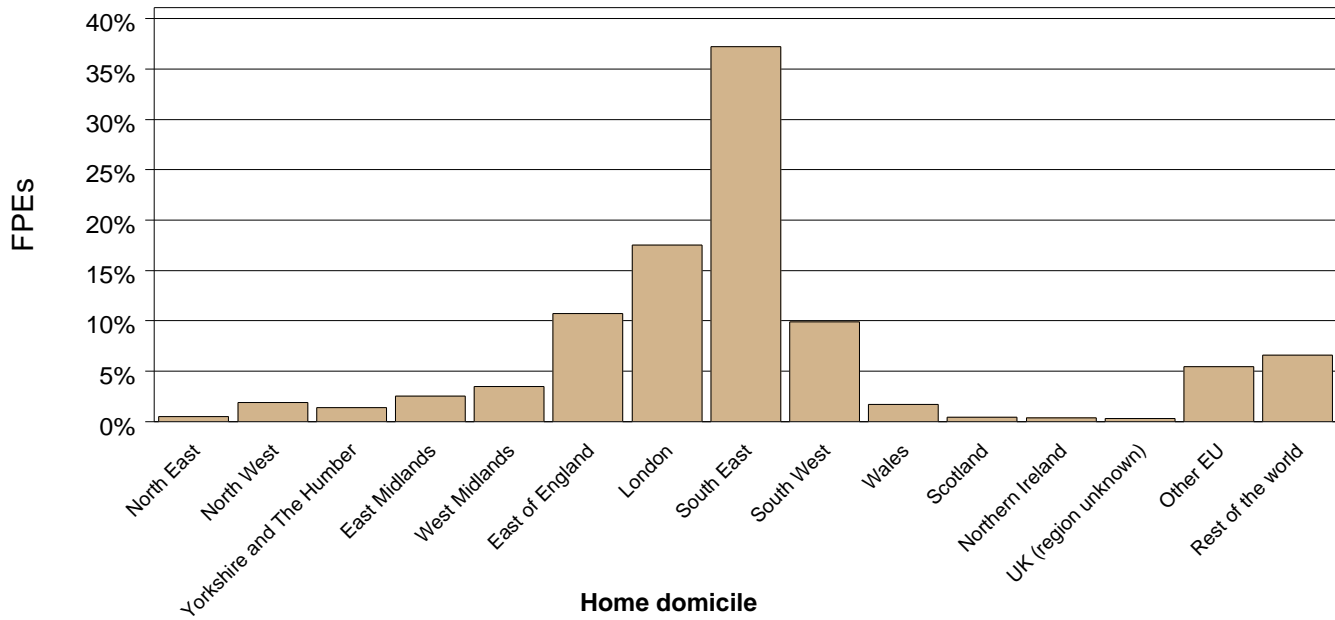


Percentage of HE students (FTEs)

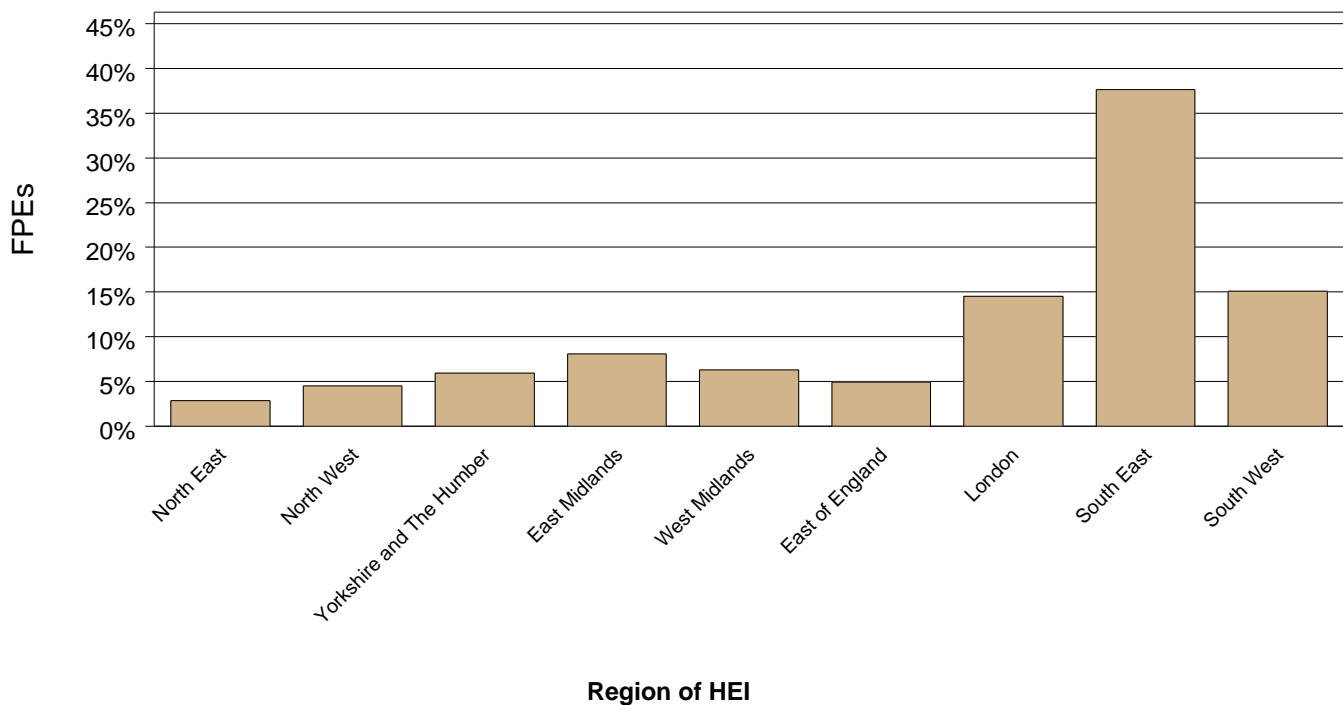
South East England

Flows of young, full-time, first degree students between regions (OU and distance learners excluded)

Where do young students at South East HEIs in 2007-08 come from?

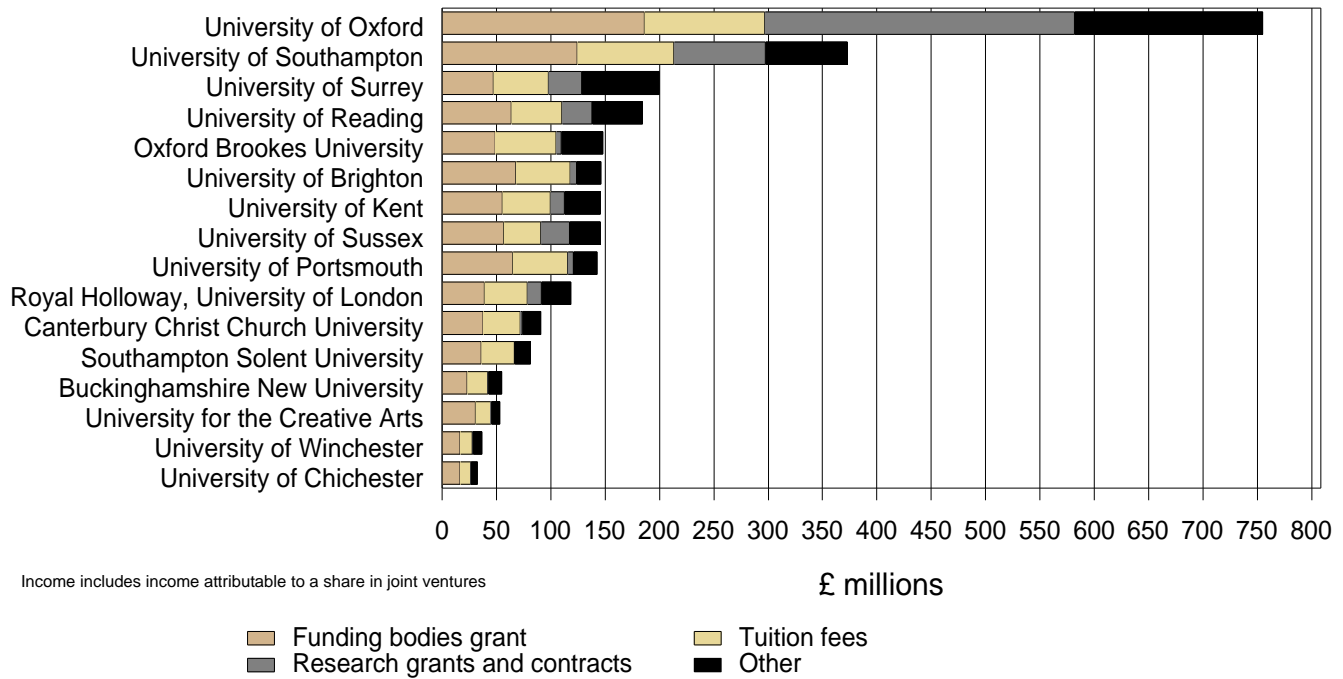


Where in England do young students from the South East study?
2007-08

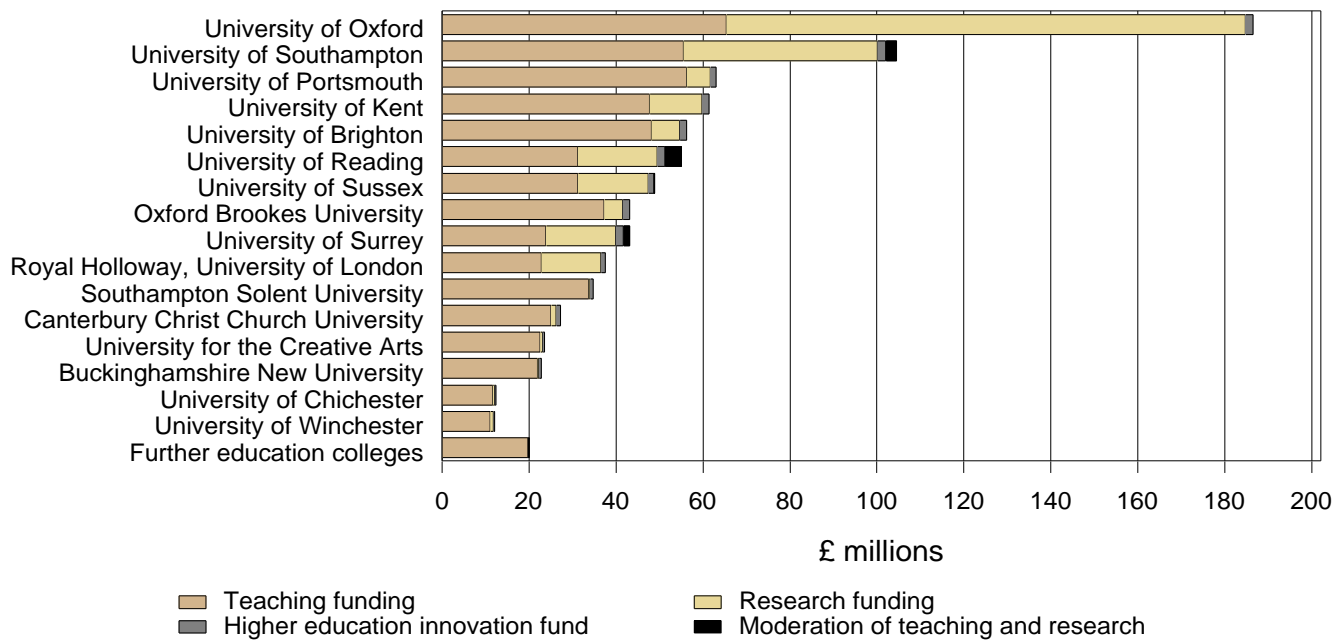


Income to HE institutions in the South East

Total income by source 2007-08



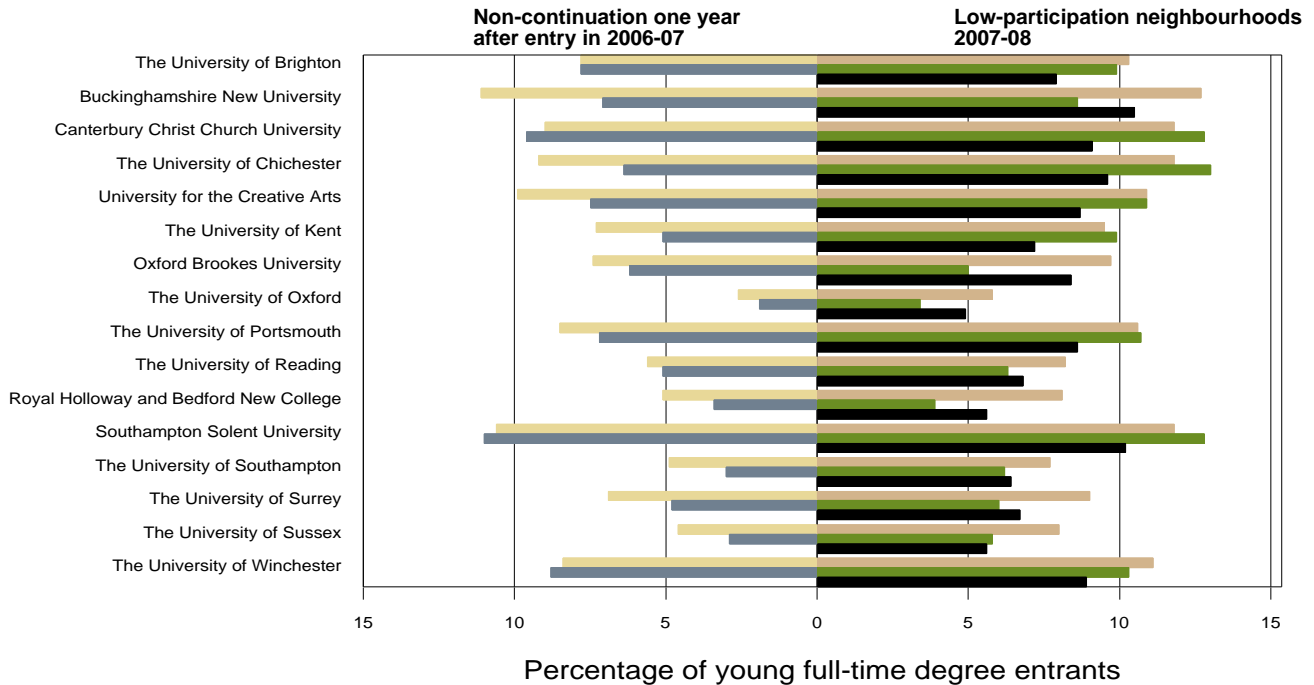
HEFCE recurrent grants for 2009-10



Performance of HEIs in the South East

Performance indicators for participation and non-continuation

Young full-time degree entrants to HEIs in the South East

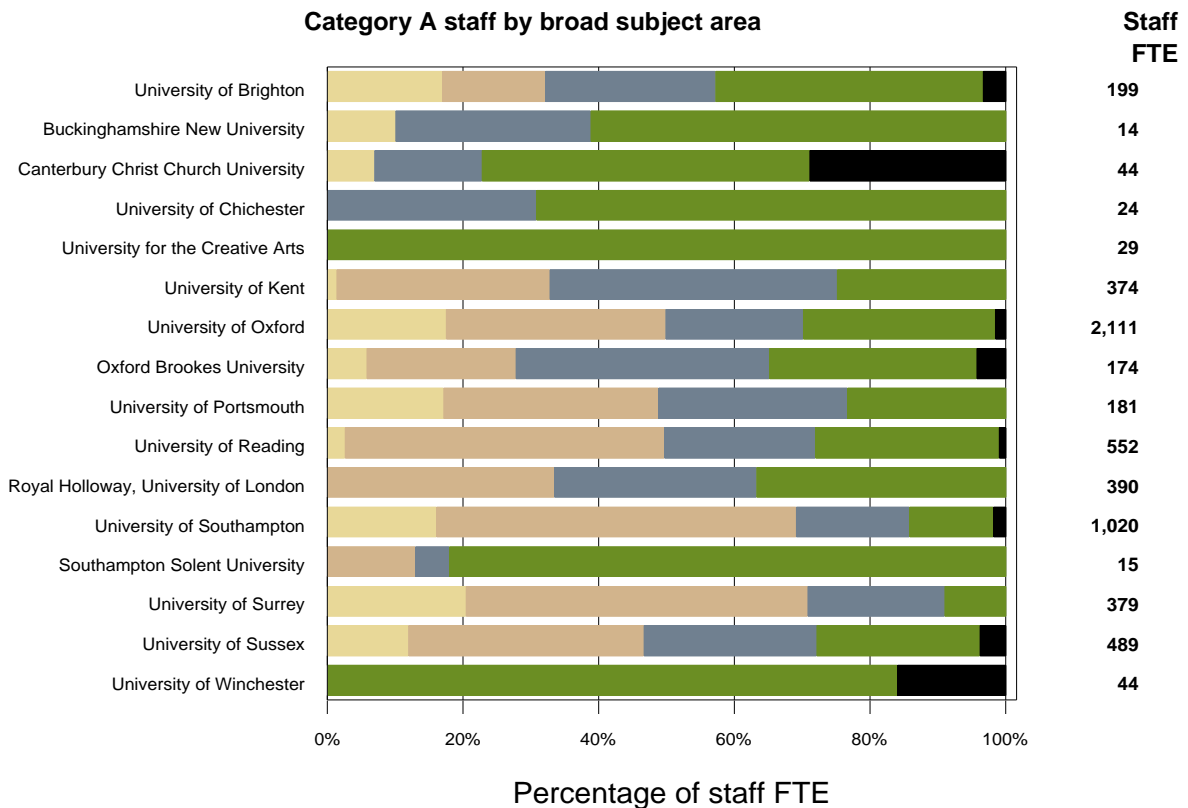


■ (Actual) Per cent not in HE one year after entry 2006-07
■ (Benchmark) Per cent not in HE one year after entry 2006-07
■ (Actual) Per cent from low-participation neighbourhood 2007-08
■ (Benchmark) Per cent from low-participation neighbourhood 2007-08
■ (Location-adjusted benchmark) Per cent from low-participation neighbourhood 2007-08

These data are taken from 'Performance indicators in higher education in the UK' (HESA) Institution names used in that publication have been kept

Research Assessment Exercise 2008 staff volume - 2* and above

Category A staff by broad subject area



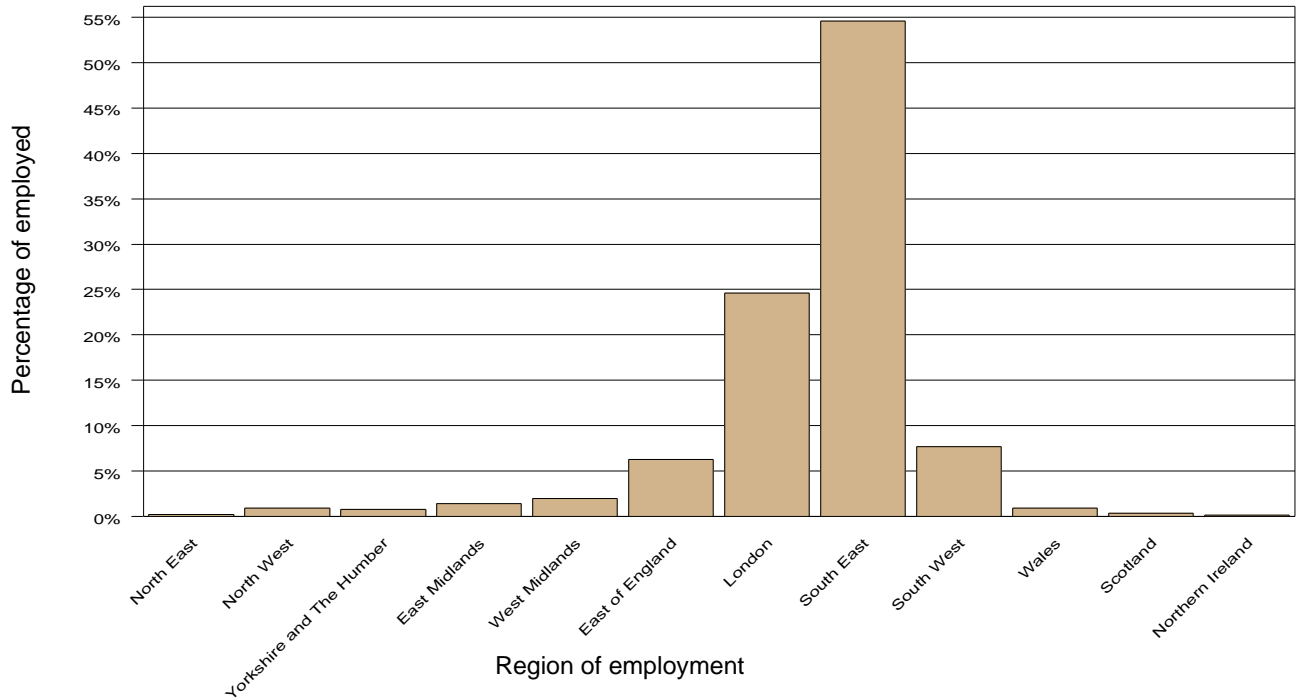
■ Medicine
■ Social Sciences
■ Education
■ Science and Engineering Subjects
■ Arts and Humanities

Employment destinations of first degree graduates

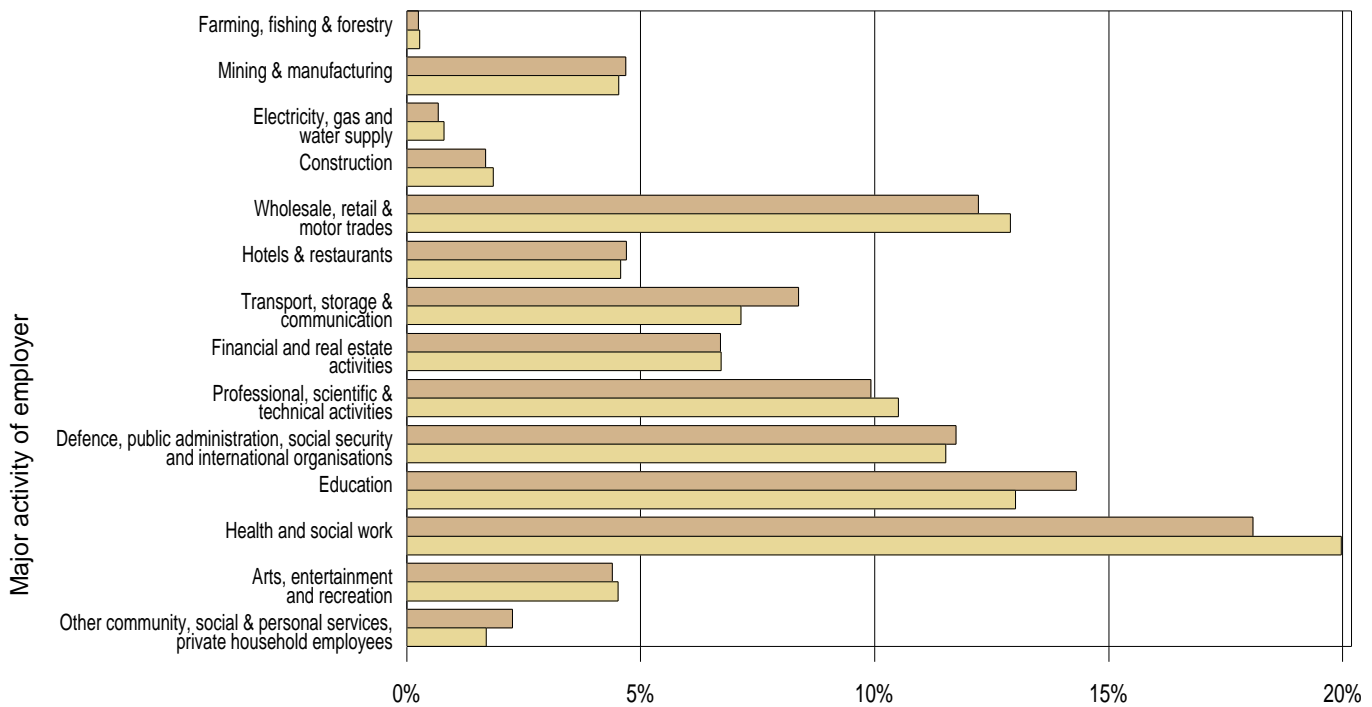
First degree students graduating from HEIs in 2007:

Work: 63% Further study: 15% Work and study: 8% Unemployed: 8% Other: 5%

Where do graduates from South East HEIs find employment?



Employed graduates of South East HEIs: destination by type of industry



Percentage of employed first degree graduates returned in the Destinations of Leavers from Higher Education survey

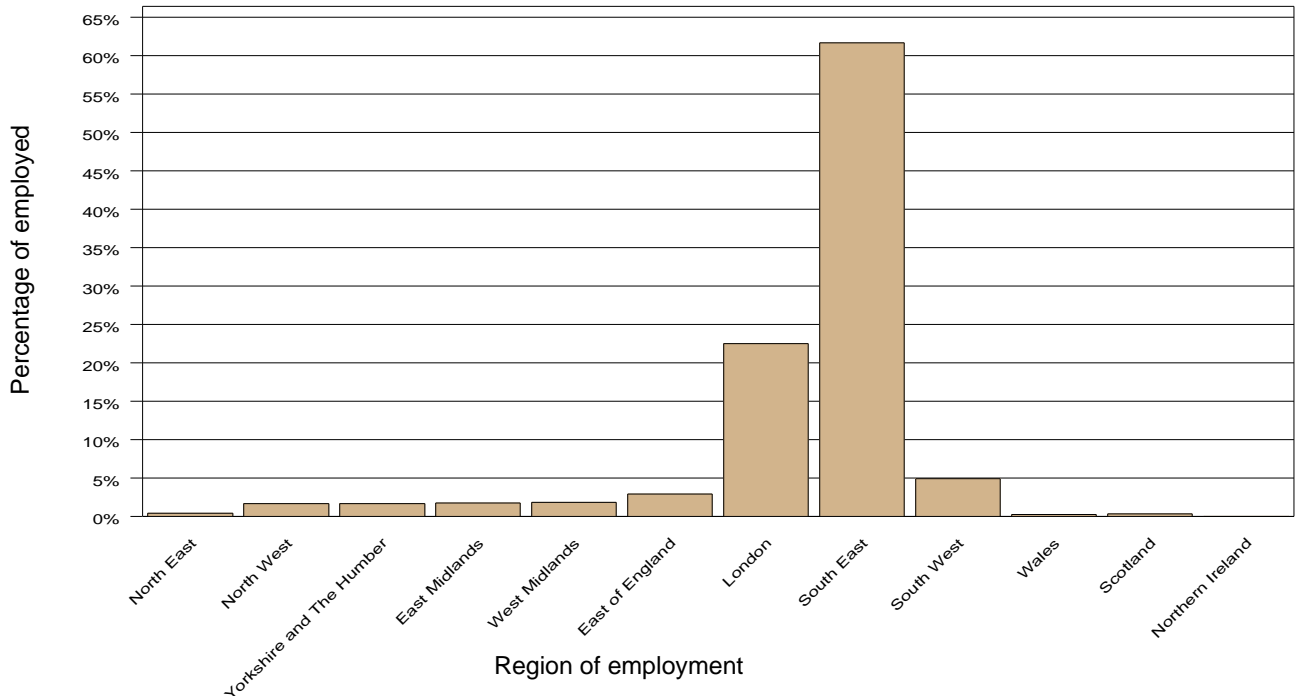
■ South East ■ England

Employment destinations of first degree graduates

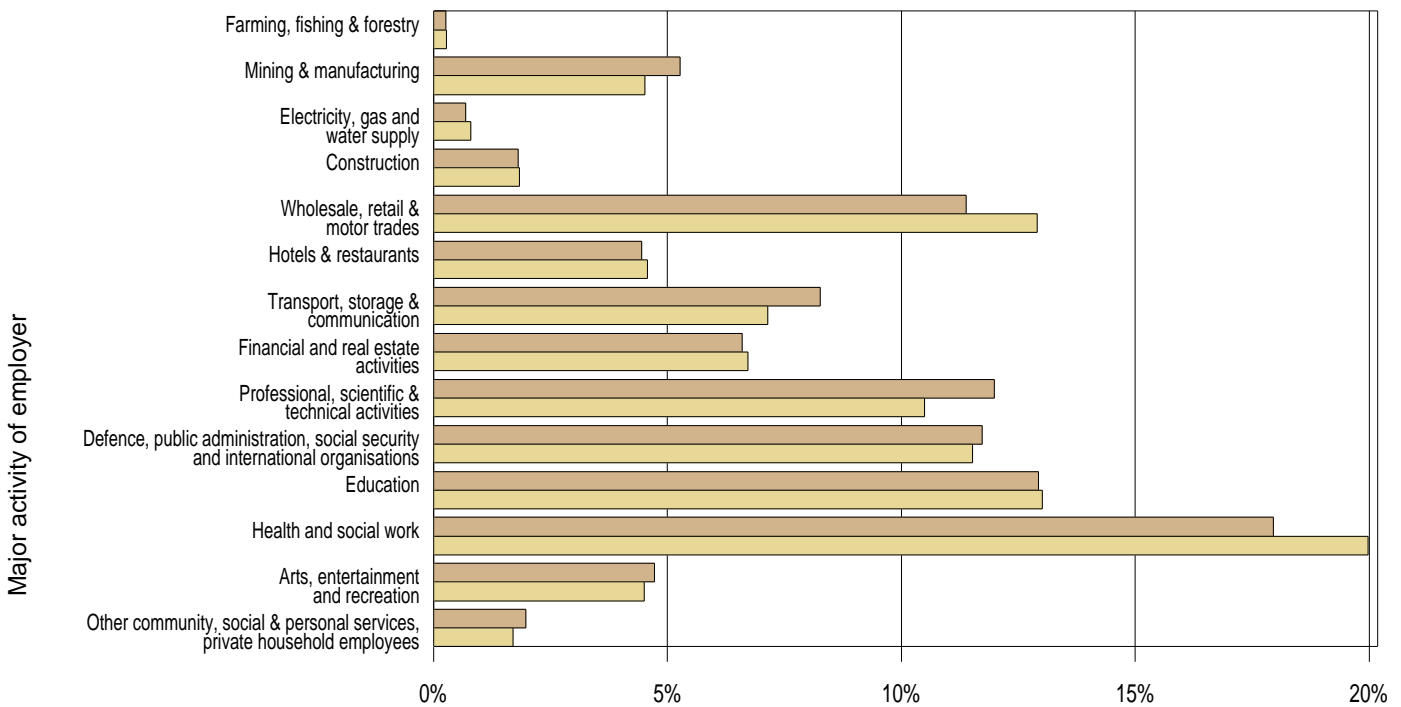
First degree students from the region graduating in 2007:

Work: 64% Further study: 14% Work and study: 8% Unemployed: 8% Other: 6%

Where do graduates from the South East find employment?



Employed graduates of the South East region: destination by type of industry



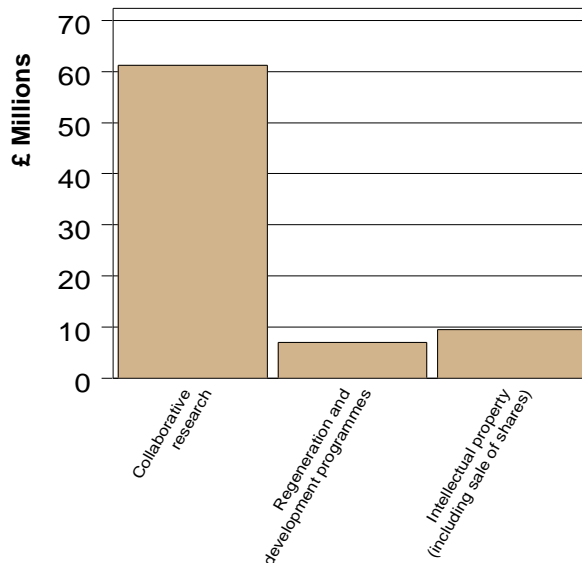
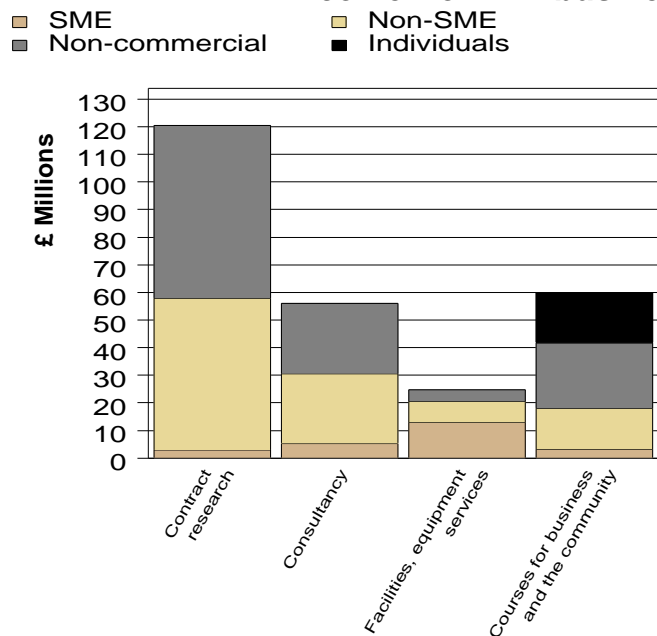
Percentage of employed first degree graduates returned in the Destinations of Leavers from Higher Education survey

■ South East ■ England

Higher Education-Business and Community Interaction Survey

South East

Income from HE-business interactions 2007-08



Type and number of interactions

Contract research	3,062	Software licences granted	44
Consultancy contracts	5,479	Spin-offs still active and survived three years	85
Facilities and equipment-related services	2,742	Graduate start-ups established	272
New patent applications in year	325	Attendees at free public lectures	75,220
Non-software licences granted	377	Attendees at chargeable performance arts events	175,204

Facilities and support infrastructure for enterprise provided by HEIs 2008-09

