

# Monthly Labour Market Summary

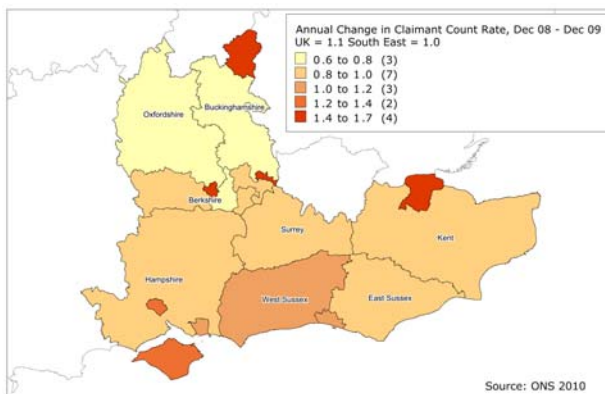
## Key Indicators

	November 2008		August 2009		November 2009	
	Level (000s)	Rate	Level (000s)	Rate	Level (000s)	Rate
<b>Economic Activity</b>	4,422	82.9	4,407	82.0	4,418	82.1
<b>Economic Inactivity</b>	860	17.0	917	18.0	909	17.9
<b>Employment</b>	4,227	79.2	4,140	76.8	4,144	76.8
<b>Unemployment</b>	194	4.4	267	6.1	274	6.2

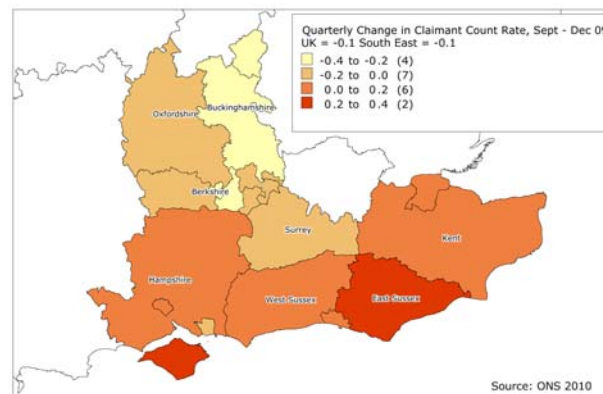
Source: ONS, January 2010  
\*Rate based on working age

- **Claimant count unemployment** in December 2009 was **152,629**.
- **32,387 vacancies** notified to **Jobcentre Plus** in December 2009.
- **274,000 unemployed people** in the three months to November 2009 – up 10,000 on previous quarter.
- **Unemployment rate 6.2%** in the 3 months to November 2009 - the lowest of any region.
- Number of people in **employment increased by 1,000** in the three months to November.
- **Employment rate 76.8%** in the three months to November.
- **11,000 more economically active people** in November 2009 compared to August.
- **Economic activity rate of 82.1%**, up **0.2%** on the previous three months.

## Claimant Count

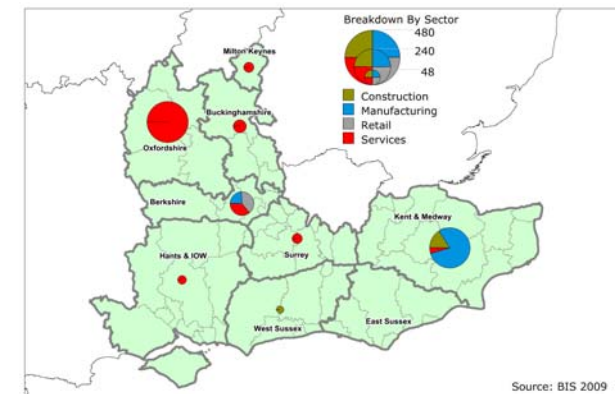


© Crown Copyright and database right 2010. All rights reserved. Ordnance Survey Licence number 100029140  
Produced by SEEDA Research & Economics © All rights reserved 2010



© Crown Copyright and database right 2010. All rights reserved. Ordnance Survey Licence number 100029140  
Produced by SEEDA Research & Economics © All rights reserved 2010

## Redundancies Dec 2009



© Crown Copyright and database right 2009. All rights reserved. Ordnance Survey Licence number 100029140  
Produced by SEEDA Research & Economics © All rights reserved 2009